

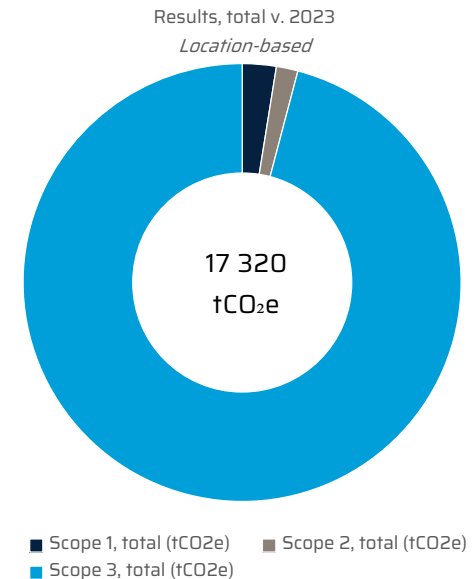
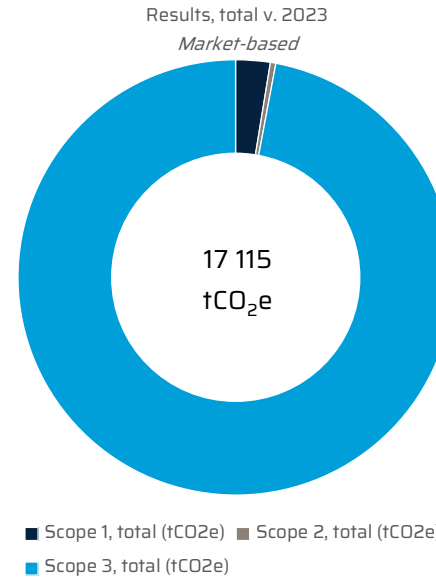
Carbon footprint of Helkama Bica Oy in 2023

The carbon footprint of Helkama Bica Oy was 17 115 tCO₂e

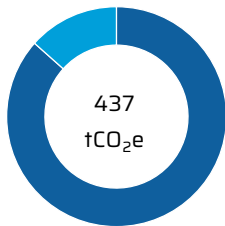
- Scope 1: 437 tCO₂e
- Scope 2: 71 tCO₂e
- Scope 3: 16 608 tCO₂e

The largest emission sources were:

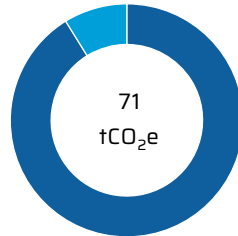
- Manufacture of materials used for production 15 652 tCO₂e (%)
- Transport of materials 659 tCO₂e (%)
- Own energy production 378 tCO₂e (%)



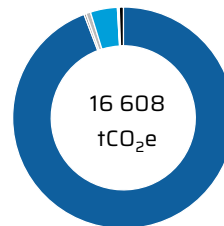
Scope 1 (Direct emissions)



Scope 2 (Indirect emissions from purchased energy)



Scope 3 (Other indirect emissions)



Total CO₂ emissions by

	kgCO ₂ e	tCO ₂ e	
Carbon footprint calculated for year	17 115 030	17 115	CO ₂ e per year
Total sales of company in the calculation year [eur]	0,26	0,0003	CO ₂ e per turnover eur
Amount of employees	104 360	104	CO ₂ e per employee
Produced tonnes per year [ton]	3 343	3,34	CO ₂ e per production ton
Produced standard hours per year [h]	71	0	CO ₂ e per working hour